

# Waynesboro Shopping Center

E Main St, Waynesboro, PA 17268

±2,536 - 4,305 SF Available for Lease



**Questions? Contact Us.**

**Greg Jones**

GJones@jcbarprop.com  
p. 610-234-6491  
c. 484-948-5217

**Melissa Lippe**

MLippe@jcbarprop.com  
p. 610-206-3319  
c. 215-264-6964

# Waynesboro Shopping Center

E Main St, Waynesboro, PA 17268

±2,536 - 4,305 SF Available for Lease

## Highlights

- Surrounded by best-in-class retail
- Easily accessible off major interchange I-64, and situated at the lighted intersection of E Main St and Enterprise Ave
- In close proximity to Interstate 81
- GLA 102,830 SF
- Join:



**MARTIN'S**

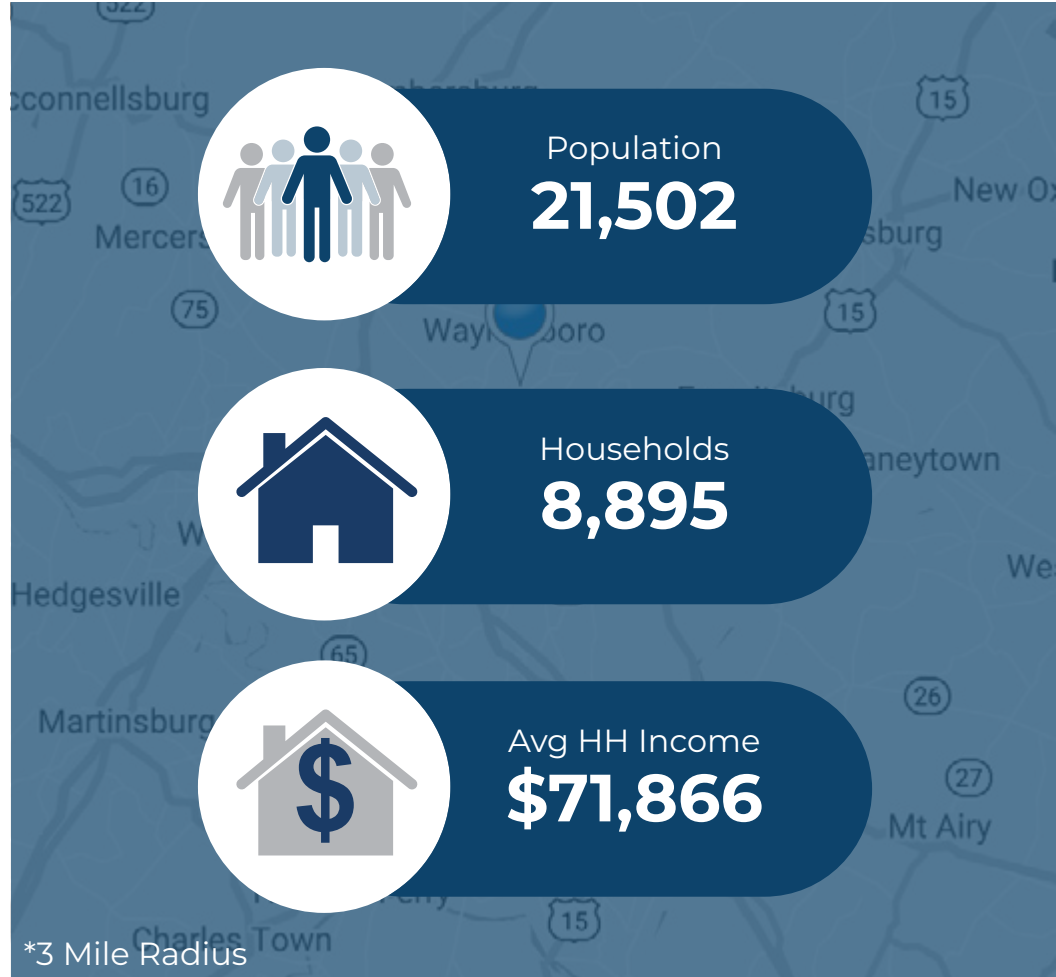
**Wendy's**



**SHERWIN WILLIAMS**

Demographic	1 Mile	3 Miles	5 Miles
Population	8,154	21,502	30,825
Households	3,440	8,895	12,542
Avg HH Income	\$63,666	\$71,866	\$76,419
Daytime Employees	4,250	7,730	9,276

Traffic Count E Main Street 18,790 ADT



## Questions? Contact Us.

**Greg Jones**

GJones@jcbarprop.com  
p. 610-234-6491  
c. 484-948-5217

**Melissa Lippe**

MLippe@jcbarprop.com  
p. 610-206-3319  
c. 215-264-6964

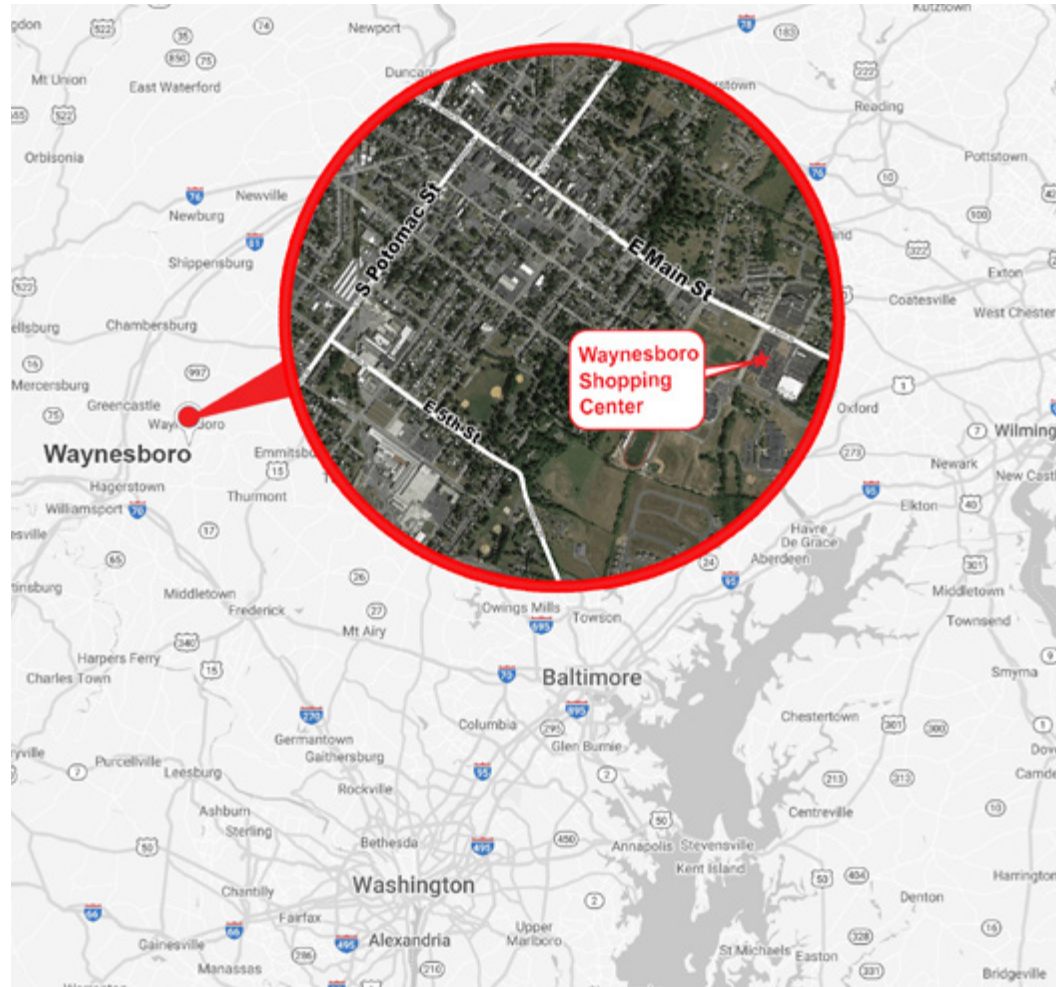
# Waynesboro Shopping Center

E Main St, Waynesboro, PA 17268

±2,536 - 4,305 SF Available for Lease

## About Waynesboro Shopping Center

Waynesboro Shopping Center is conveniently located just .75 miles east of downtown Waynesboro on highly traveled (19,000 cars per day) Main Street (Rt.16). The retail space offers another 50,000 SF+ of GLA with tenants which include PA Wine and Spirits, Savage Pharmacy, Sherwin Williams, Elite Nails, Subway, Domino's Pizza, Quest Diagnostics, Great Clips, China King and a brand new Wendy's. Three-mile demographics include 20,000 people with an average household income of over \$60,000.



## Questions? Contact Us.

**Greg Jones**

GJones@jcbarprop.com

p. 610-234-6491

c. 484-948-5217

**Melissa Lippe**

MLippe@jcbarprop.com

p. 610-206-3319

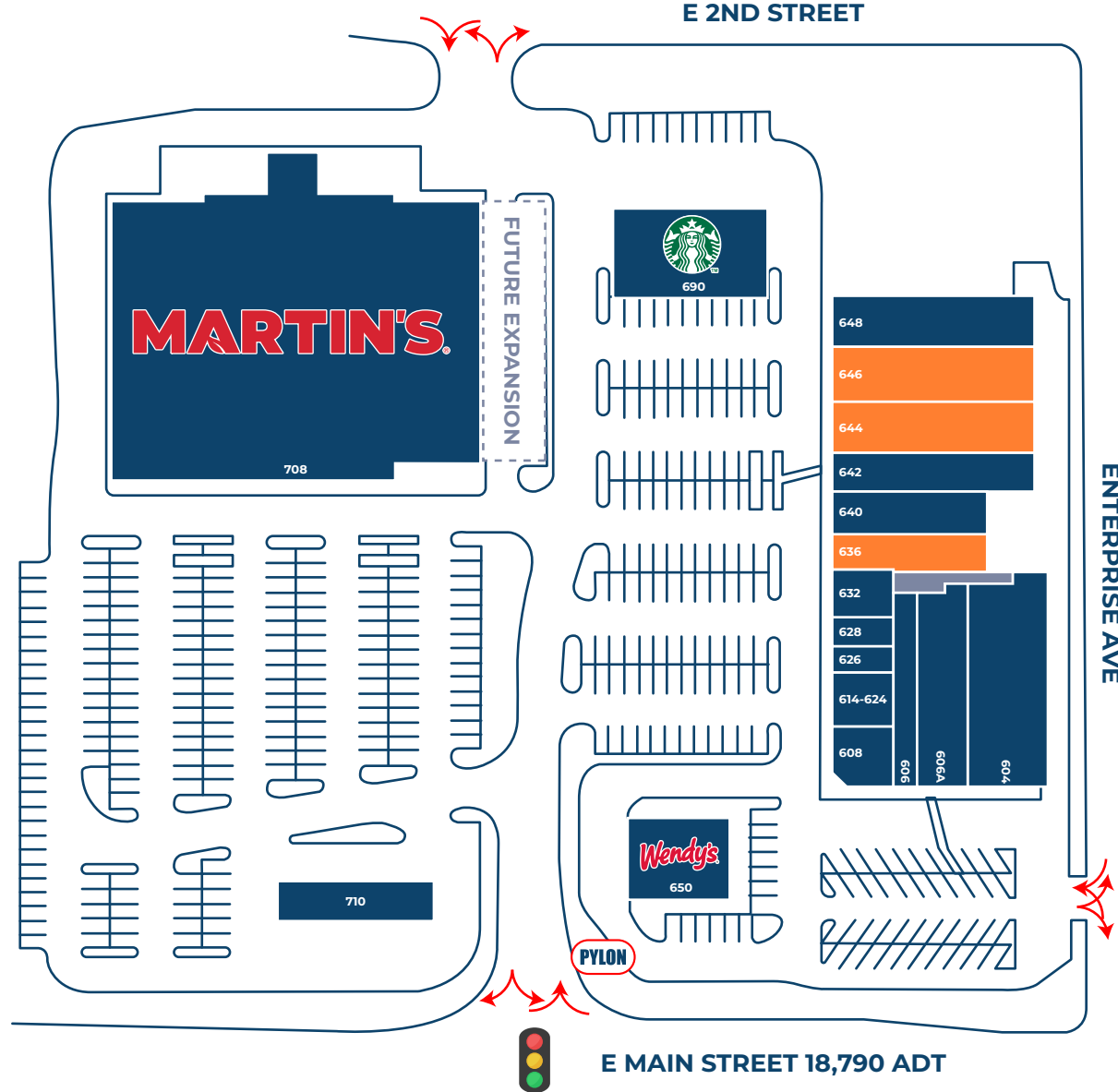
c. 215-264-6964

# Waynesboro Shopping Center

E Main St, Waynesboro, PA 17268



Unit	Tenant	Square Footage
604	Savage Family Pharmacy	±7,483 SF
606	Elite Nails	±2,000 SF
606A	Sherwin-Williams	±5,090 SF
608	Subway	±1,628 SF
614-624	Domino's	±1,617 SF
626	Quest Diagnostics	±726 SF
628	Boost Mobile	±805 SF
632	Great Clips	±1,336 SF
<b>636</b>	<b>AVAILABLE</b>	<b>±2,563 SF</b>
640	China King	±3,660 SF
642	Fine Wine & Good Spirits	±4,579 SF
<b>644</b>	<b>AVAILABLE</b>	<b>±4,305 SF</b>
<b>646</b>	<b>AVAILABLE</b>	<b>±4,296 SF</b>
648	Drayer Physical Therapy	±4,413 SF
650	Wendy's	±2,643 SF
690	Starbucks	±2,148 SF
708	Martin's	±51,538 SF
710	Martin's Fuel	±2,000 SF



# Site Plan



**RETAIL SPACE  
AVAILABLE**  
4,296 SF

**RETAIL SPACE  
AVAILABLE**  
4,305 SF

**RETAIL SPACE  
AVAILABLE**  
2,536 SF



# Retail Space

The information and images contained herein are from sources deemed reliable. However, J.C.BAR Properties, Inc. makes no representation whatsoever as to their accuracy or authenticity. Images shown may be modified for illustrative purposes. Images may be out-of-date and not current.

