

Waynesboro Shopping Center

E Main Street - Waynesboro, PA 17268

±2,563 - 8,601 SF Available for Lease



Questions? Contact Us.

Melissa Lippe

MLippe@jcbarprop.com

p. 610-206-3319

c. 215-264-6964

Waynesboro Shopping Center

E Main Street - Waynesboro, PA 17268

±2,563 - 8,601 SF Available for Lease

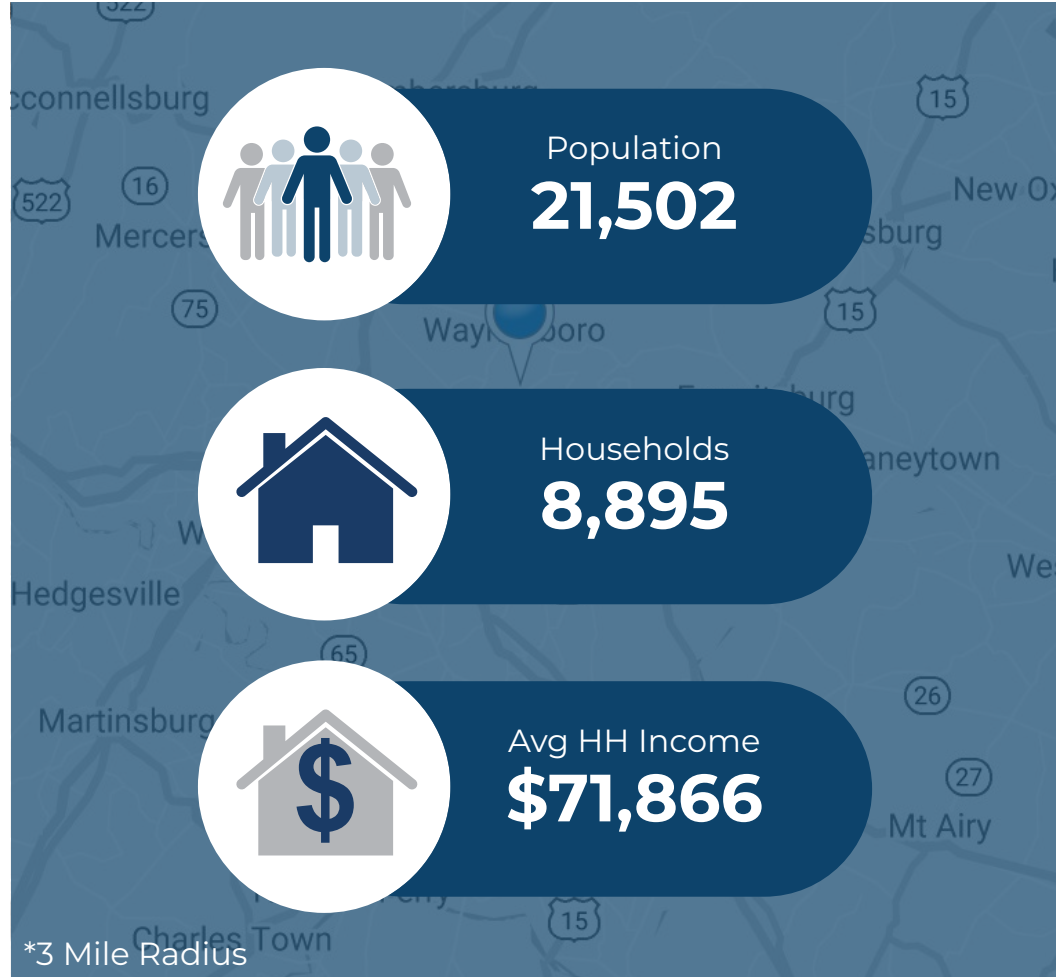
Highlights

- Martin's anchored center with best-in-class co-tenancy
- Easily accessible off major interchange I-64 and in close proximity to I-81
- Situated at the lighted intersection of E Main St (18,790 AADT) and Enterprise Ave
- In close proximity to Interstate 81
- GLA ±102,830 SF

JOIN



Demographic	1 Mile	3 Miles	5 Miles
Population	8,154	21,502	30,825
Households	3,440	8,895	12,542
Avg HH Income	\$63,666	\$71,866	\$76,419
Daytime Employees	4,250	7,730	9,276



Questions? Contact Us.

Melissa Lippe

MLippe@jcbarprop.com

p. 610-206-3319

c. 215-264-6964

Waynesboro Shopping Center

E Main Street - Waynesboro, PA 17268

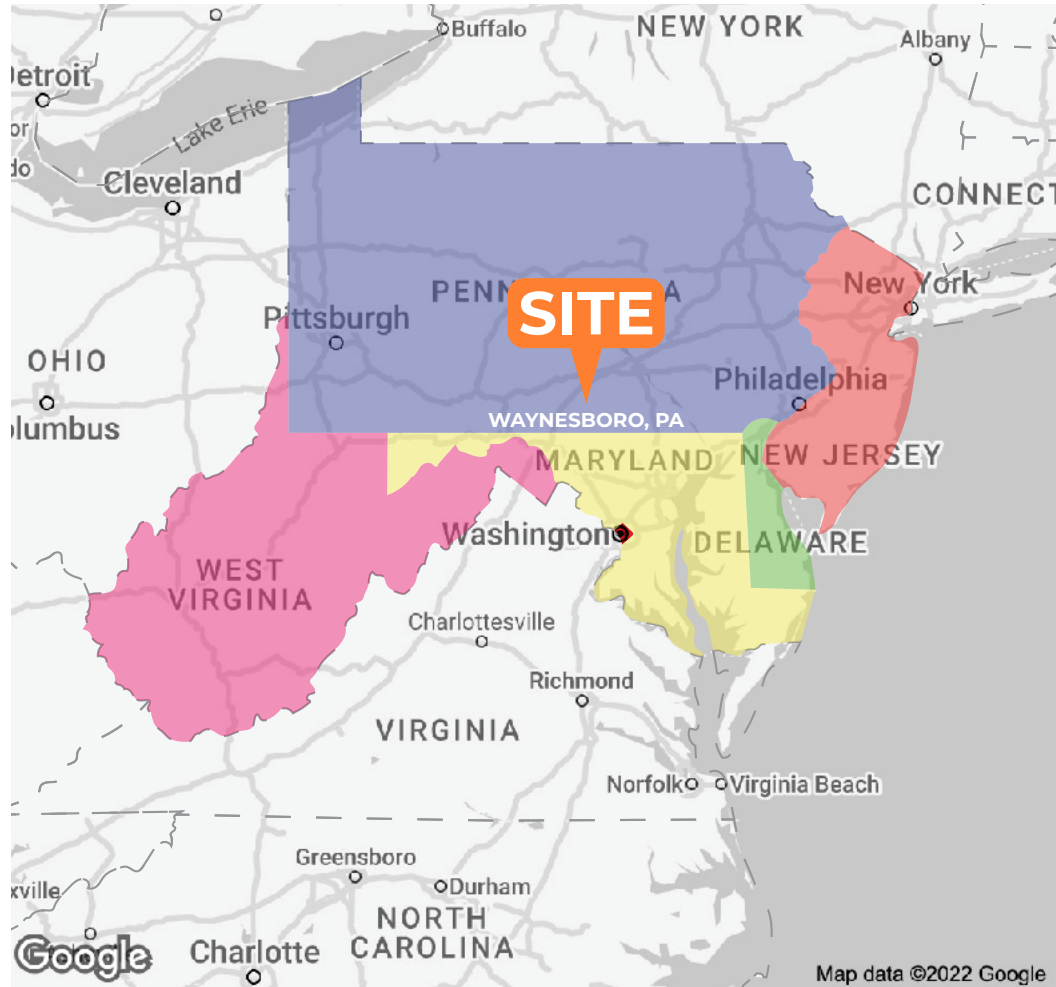
±2,563 - 8,601 SF Available for Lease

About Waynesboro Shopping Center

Waynesboro Shopping Center is conveniently located less than a mile east of downtown Waynesboro on the heavily traveled (19,000 AADT) Main Street, or commonly referred to as Route 16. The retail space offers another 50,000 SF+ of GLA with tenants which include PA Wine and Spirits, Savage Pharmacy, Sherwin Williams, Elite Nails, Subway, Domino's Pizza, Quest Diagnostics, Great Clips, China King and a brand new Wendy's.

The Waynesboro Shopping Center is located directly across the street from WellSpan Health Hospital with over 20,000 employees. In addition, St. Mary's Sacred Hospital, Franklin County Board of Education and an AutoZone Regional Distribution Center are major employers to the area.

Three-mile demographics include 20,000 residents with an average household income of over \$60,000.



Questions? Contact Us.

Melissa Lippe

MLippe@jcbarprop.com

p. 610-206-3319

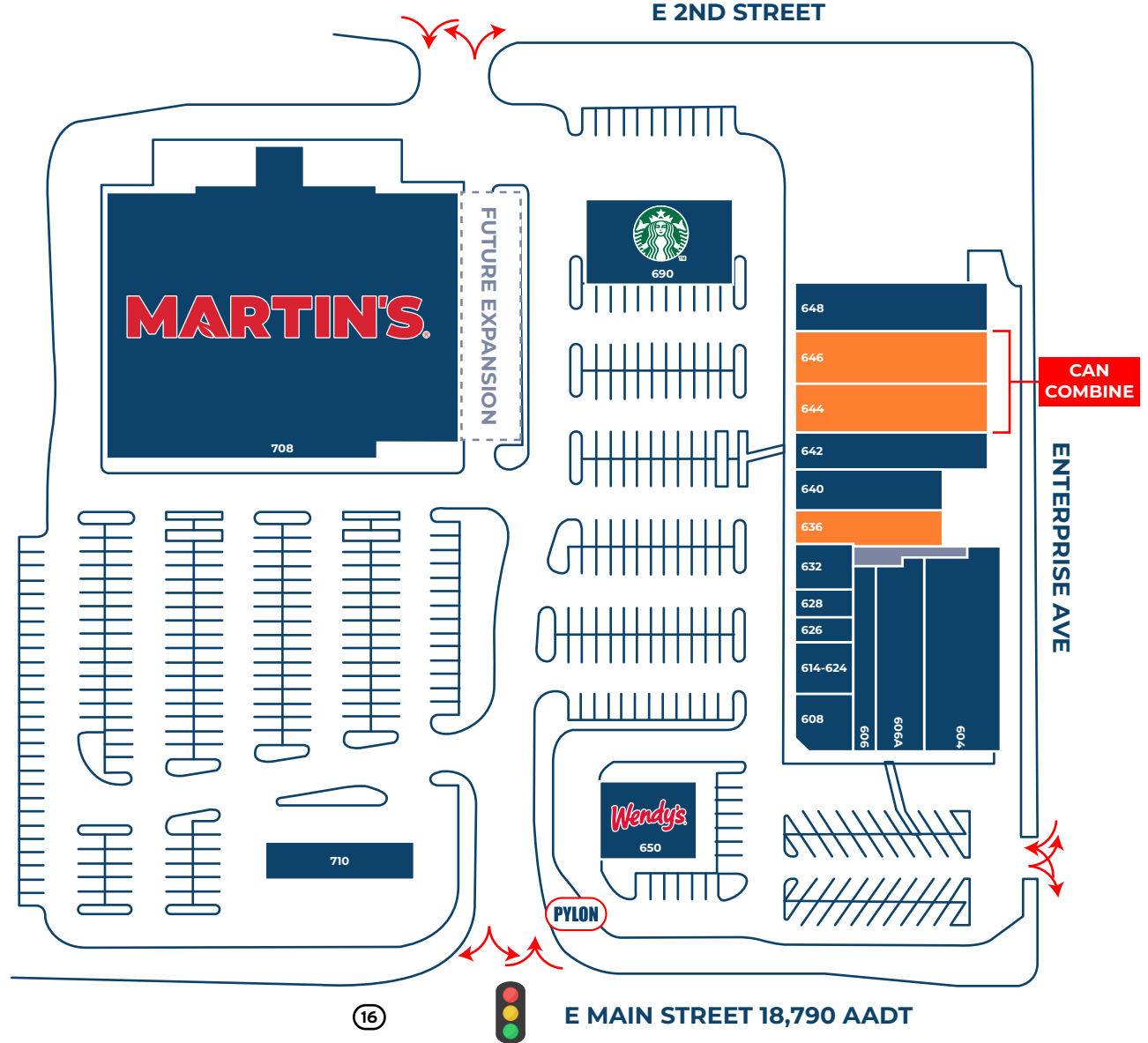
c. 215-264-6964

Waynesboro Shopping Center

E Main St, Waynesboro, PA 17268



Unit	Tenant	Square Footage
604	Savage Family Pharmacy	±7,483 SF
606	Elite Nails	±2,000 SF
606A	Sherwin-Williams	±5,090 SF
608	Subway	±1,628 SF
614-624	Domino's	±1,617 SF
626	Quest Diagnostics	±726 SF
628	Boost Mobile	±805 SF
632	Great Clips	±1,336 SF
636	AVAILABLE	±2,563 SF
640	China King	±3,660 SF
642	Fine Wine & Good Spirits	±4,579 SF
644	AVAILABLE	±4,305 SF
646	AVAILABLE	±4,296 SF
648	Drayer Physical Therapy	±4,413 SF
650	Wendy's	±2,643 SF
690	Starbucks	±2,148 SF
708	Martin's	±51,538 SF
710	Martin's Fuel	±2,000 SF



Site Plan



WELLSPAN
HEALTH
57 BEDS



16

E Main Street 18,790 AADT

Sunnyside Ave

Prospect Ave

Northeast Ave

Enterprise Avenue

±2,536 SF
AVAILABLE
FOR LEASE

±4,305 SF
AVAILABLE
FOR LEASE

±4,296 SF
AVAILABLE
FOR LEASE

FINE WINS &
GOOD SPIRITS

E 2nd Street

SHERWIN
WILLIAMS

SUBWAY

Wendy's

PYLON

MARTIN'S
GAS

Quest
Diagnostics

Great Clips

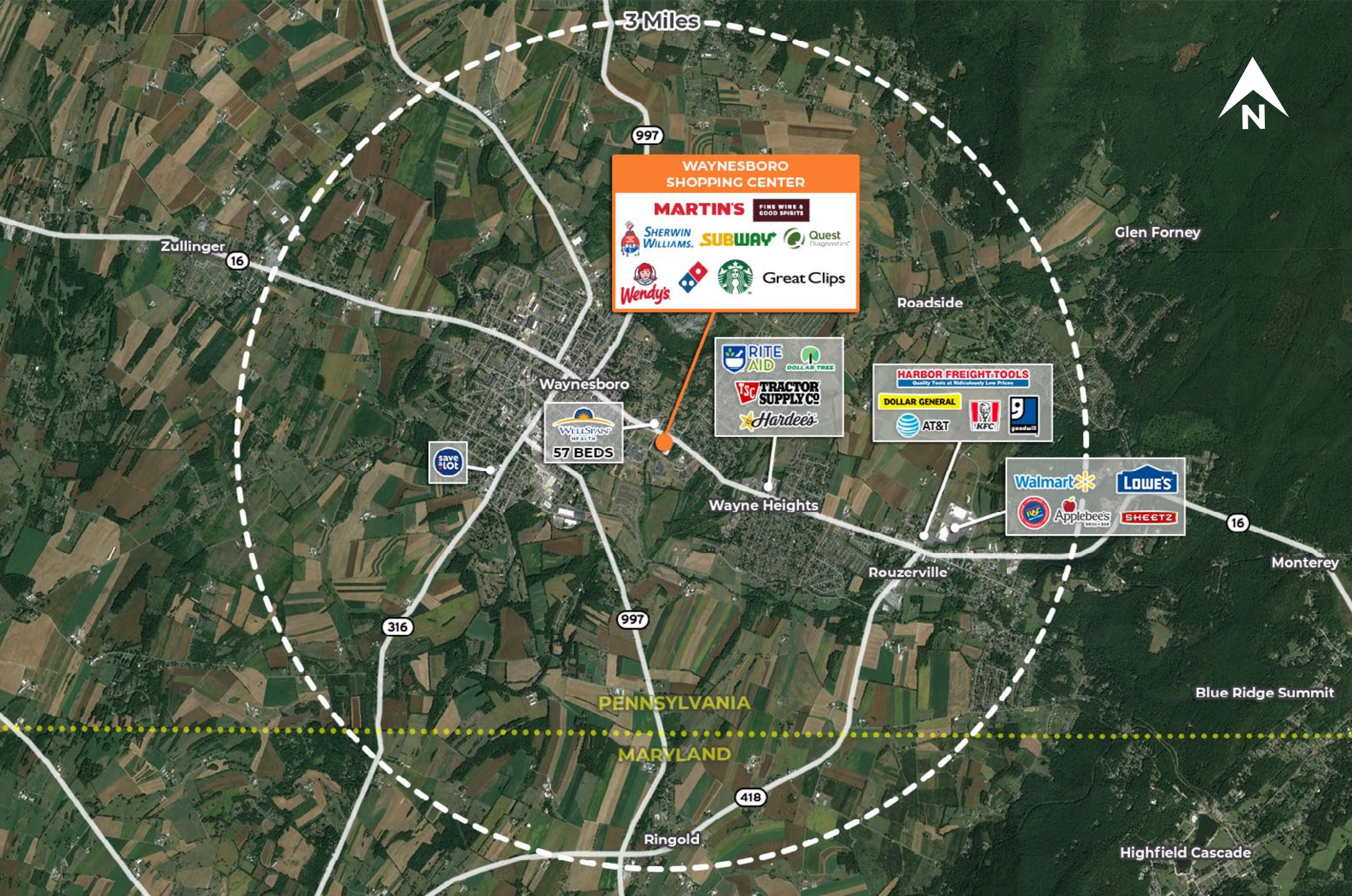
Starbucks

MARTIN'S



Retail Space

The information and images contained herein are from sources deemed reliable. However, J.C.BAR Properties, Inc. makes no representation whatsoever as to their accuracy or authenticity. Images shown may be modified for illustrative purposes. Images may be out-of-date and not current.



WAYNESBORO SHOPPING CENTER

MARTIN'S FINE WINE & FOOD SPIRITS

SHERWIN WILLIAMS, SUBWAY, Quest Diagnostics

Wendy's, Domino's, Starbucks, Great Clips

RITE AID, DOLLAR TREE

TSC TRACTOR SUPPLY CO., Hardee's

HARBOR FREIGHT TOOLS
Quality Tools at Remarkably Low Prices

DOLLAR GENERAL, AT&T, KFC, pondmill

Walmart, Lowe's

KFC, Applebee's, SHEETZ

WELLSFARGO
57 BEDS

save a lot

Market Aerial

The information and images contained herein are from sources deemed reliable. However, J.C.BAR Properties, Inc. makes no representation whatsoever as to their accuracy or authenticity. Images shown may be modified for illustrative purposes. Images may be out-of-date and not current.