

Nittany Mall

2901 E College Avenue - State College, PA 16801

±0.25-1.00 Acre Pad Sites Available | ±500-9,685 SF of Retail Space For Lease

Total Mall GLA:
±533,000 SF



Questions? Contact Us.

Greg Jones

GJones@jcbarprop.com
p. 610-234-6491
c. 484-948-5217

Brett Michaels

BMichaels@jcbarprop.com
p. 610-234-6491
c. 443-243-7891

Colin Hodgson

CHodgson@jcbarprop.com
p. 610-234-6491
c. 302-588-8179

Nittany Mall

**Total Mall GLA:
±533,000 SF**

2901 E College Avenue - State College, PA 16801

±0.25-1.00 Acre Pad Sites Available | ±500-9,685 SF of Retail Space For Lease

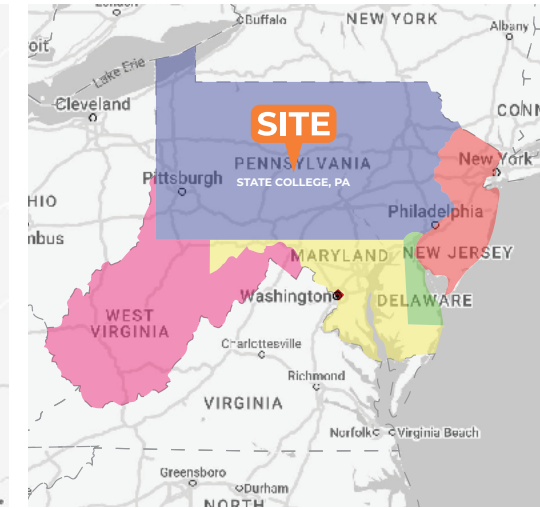
Highlights

- Located between E College Ave and Benner Park (both heavily trafficked as College Ave runs all the way into town)
- Join Planet Fitness, Rural King, Dunham's Sports, Bally's Casino, and Gabe's
- Ample Parking and Large Spaces Available
- Located off of Route 322 and I-99

JOIN



| Demographic | 3 Miles | 5 Miles | 10 Miles |
|-------------------|-----------|-----------|----------|
| Population | 2,111 | 11,850 | 78,256 |
| Households | 932 | 3,139 | 27,781 |
| Avg HH Income | \$127,101 | \$129,080 | \$99,736 |
| Daytime Employees | 3,086 | 6,338 | 25,218 |



Major Employers

- Penn State University
- State Government
- Mount Nittany Medical Center
- State College Area School District
- Walmart
- Glenn O Hawbaker
- County of Centre
- Federal Government
- Geisinger Clinic
- Giant Food Stores
- Weis Markets
- Bellefonte Area School District
- Mt Nittany Medical Center Health Services
- Restek Corporation
- Wegmans
- Bayada Home Health Care
- Raytheon Company
- Bald Eagle Area School District
- Sheetz
- UHS of PA

Questions? Contact Us.

Greg Jones

GJones@jcbarprop.com
p. 610-234-6491
c. 484-948-5217

Brett Michaels

BMichaels@jcbarprop.com
p. 610-234-6491
c. 443-243-7891

Colin Hodgson

CHodgson@jcbarprop.com
p. 610-234-6491
c. 302-588-8179

About Nittany Mall

Nittany Mall is a shopping center located in State College, PA, home to Penn State University. The mall features a mix of national retailers, local shops, and a variety of dining options. It has adapted to shifting consumer habits with several big-box stores and smaller shops while still drawing locals and visitors as a key part of the State College area.

Centre County, where State College and Nittany Mall are located, is in central Pennsylvania. Known for its scenic landscapes, including the Allegheny Mountains, the county is primarily rural with a mix of farmland and forested areas. It's also home to Penn State University, which is a major influence on the local economy, culture, and community life. Centre County offers a balance of outdoor recreational opportunities, a college-town vibe, and a slower pace of life compared to urban areas.

Area Facts

Centre County Colleges

- Penn State University
- Penn State College of Engineering
- Penn State Law
- Penn State School of International Affairs
- Smeal College of Business

Major Employers

- Penn State University
- State Government
- Mount Nittany Medical Center
- State College Area School District
- Walmart
- Glenn O Hawbaker
- County of Centre

Major Attractions

- Penn State University
- Bald Eagle State Park
- The Abandoned Coburn Railroad Tunnel
- Penn's Cave and Wildlife Park
- Centre Furnace Mansion
- Historic Boalsburg



Population
11,850



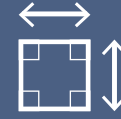
Households
3,139



Avg HH Income
\$129,080

*Demographics based on 5-Mile Radius

Site Information



±533,000 SF
Gross Leasable Area



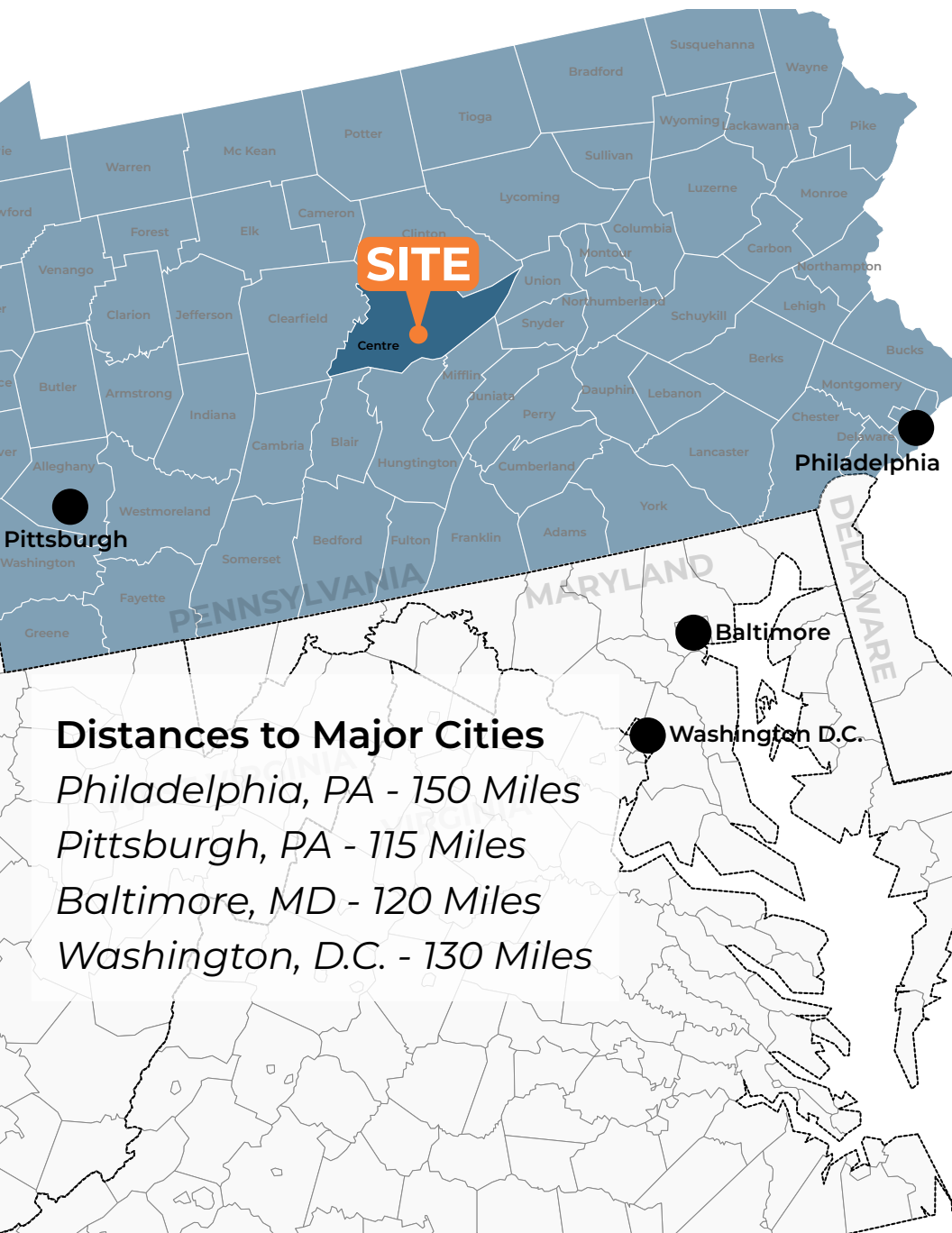
±37.00 AC
Land Size Area



2,158
Parking Spaces

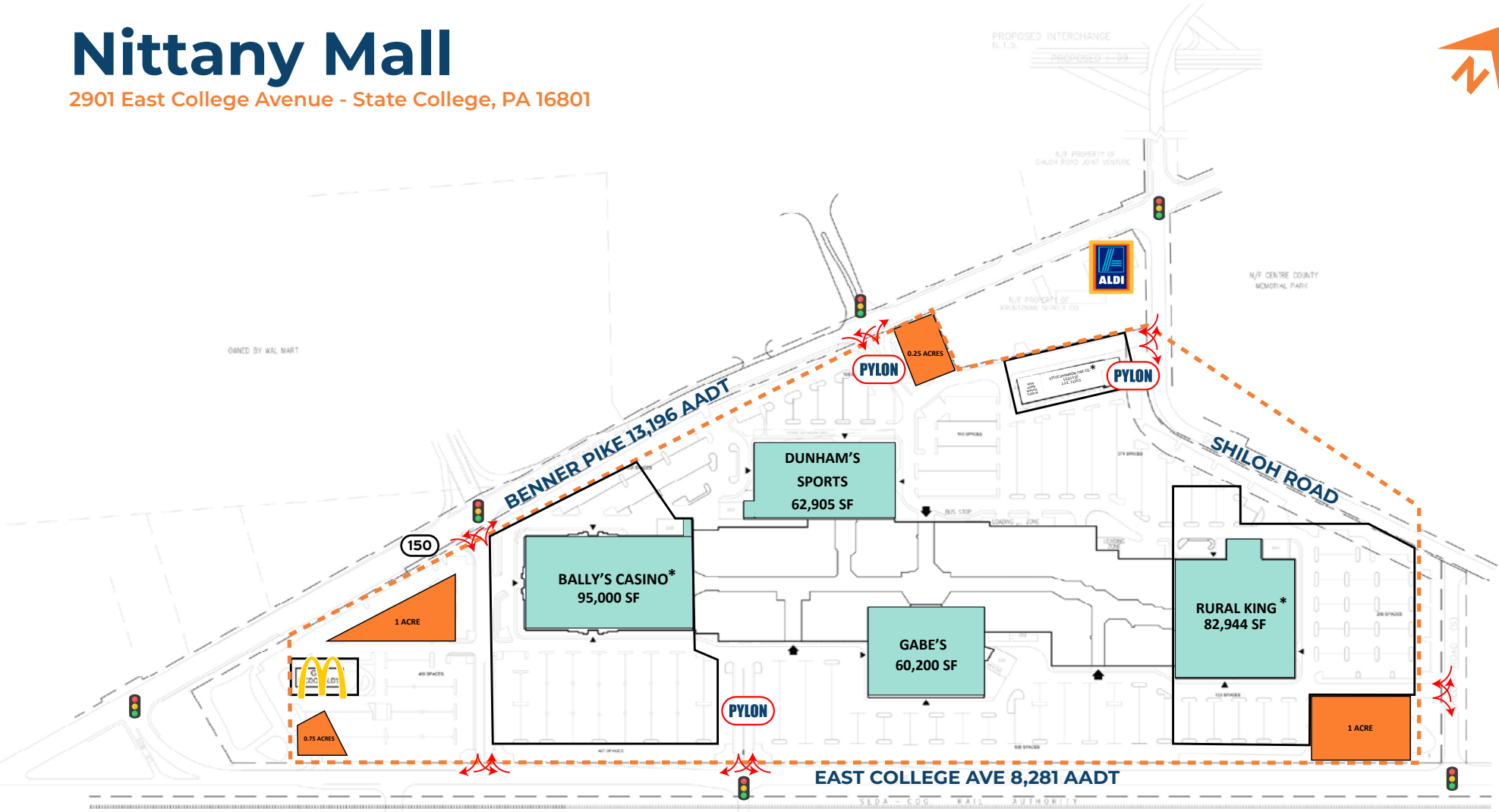


25,218
Daytime Population
*Demographics based on 5-Mile Radius



Nittany Mall

2901 East College Avenue - State College, PA 16801



 Leased  Available

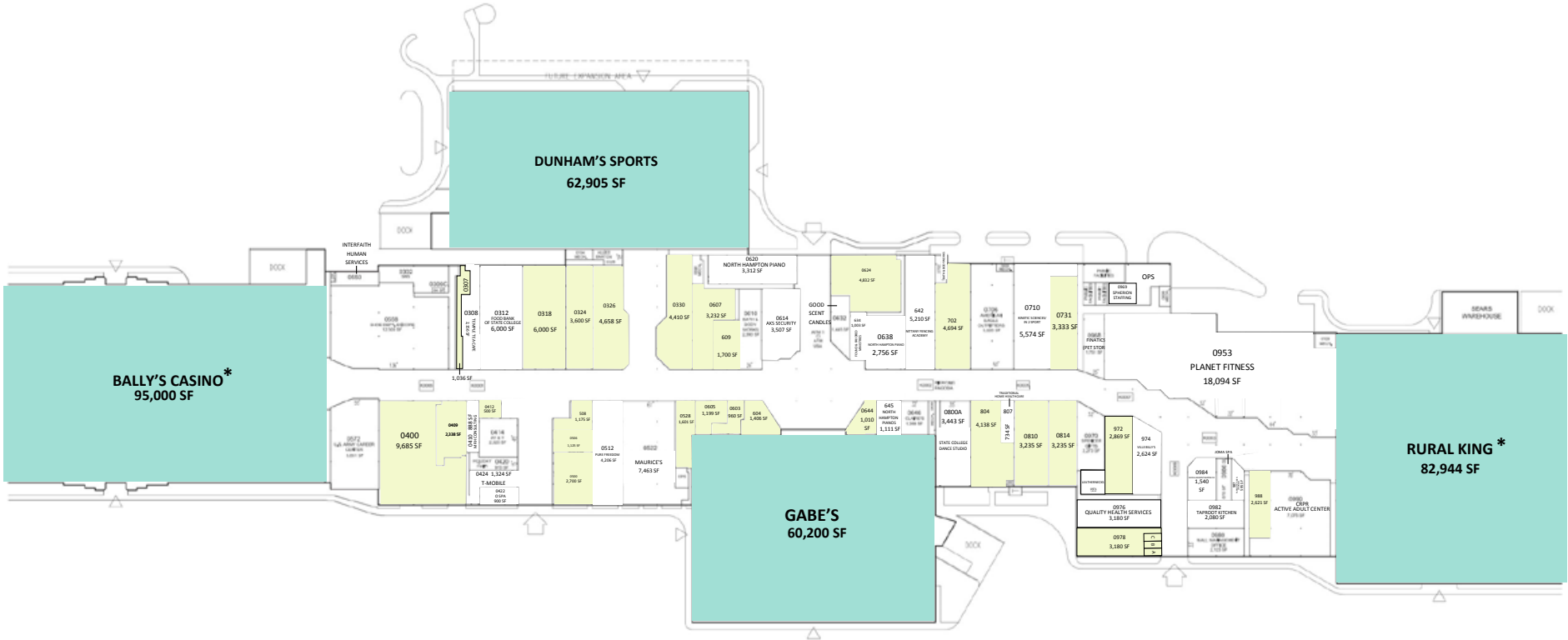
*NOT OWNED

Site Plan

The information and images contained herein are from sources deemed reliable. However, J.C. Bar Properties, Inc. makes no representation whatsoever as to their accuracy or authenticity. Images shown may be modified for illustrative purposes. Images may be out-of-date and not current.

Nittany Mall

2901 East College Avenue - State College, PA 16801

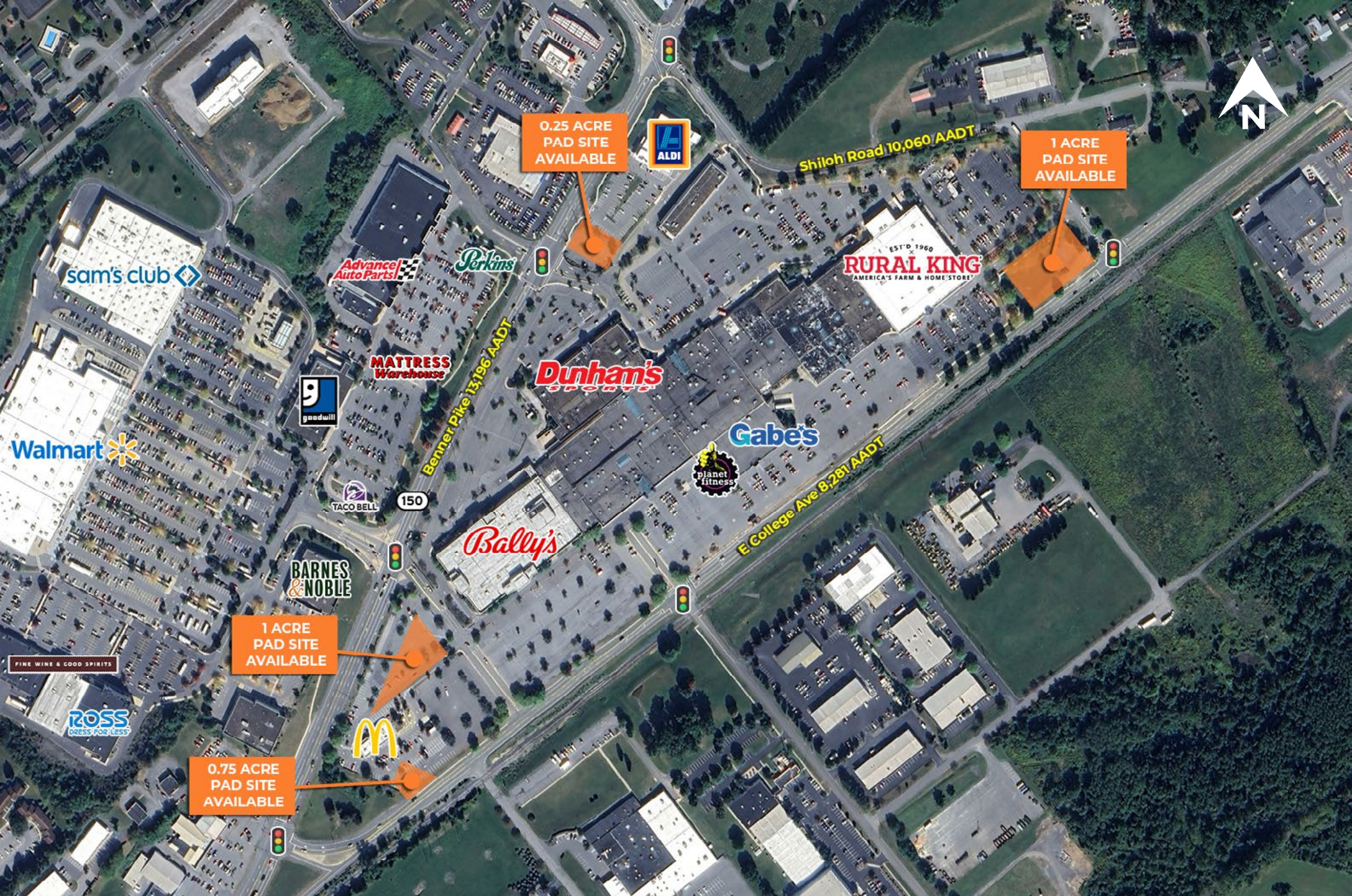


Leased
 Available

*NOT OWNED

Leasing Plan

The information and images contained herein are from sources deemed reliable. However, J.C.BAR Properties, Inc. makes no representation whatsoever as to their accuracy or authenticity. Images shown may be modified for illustrative purposes. Images may be out-of-date and not current.



Zoom Aerial



Local Aerial



| Penn State University Demographics | | | |
|------------------------------------|-------------|---------------|-------------------|
| 40,600 | 21,559 | 19,042 | 6,950 |
| Undergraduates | Men - 53.1% | Women - 46.9% | Graduate Students |

Market Aerial

The information and images contained herein are from sources deemed reliable. However, J.C.BAR Properties, Inc. makes no representation whatsoever as to their accuracy or authenticity. Images shown may be modified for illustrative purposes. Images may be out-of-date and not current.