

Madison Plaza

1566 Route 38, Lumberton, NJ 08048

±1,468 SF Available For Lease



Questions? Contact Us.

Brett Davidoff

BDavidoff@jcbarprop.com

p. 610-234-6491

c. 609-320-1145

Brett Michaels

BMichaels@jcbarprop.com

p. 610-234-6491

c. 443-243-7891

Greg Jones

GJones@jcbarprop.com

p. 610-234-6491

c. 484-948-5217

Madison Plaza

1566 Route 38, Lumberton, NJ 08048

±1,468 SF Available For Lease

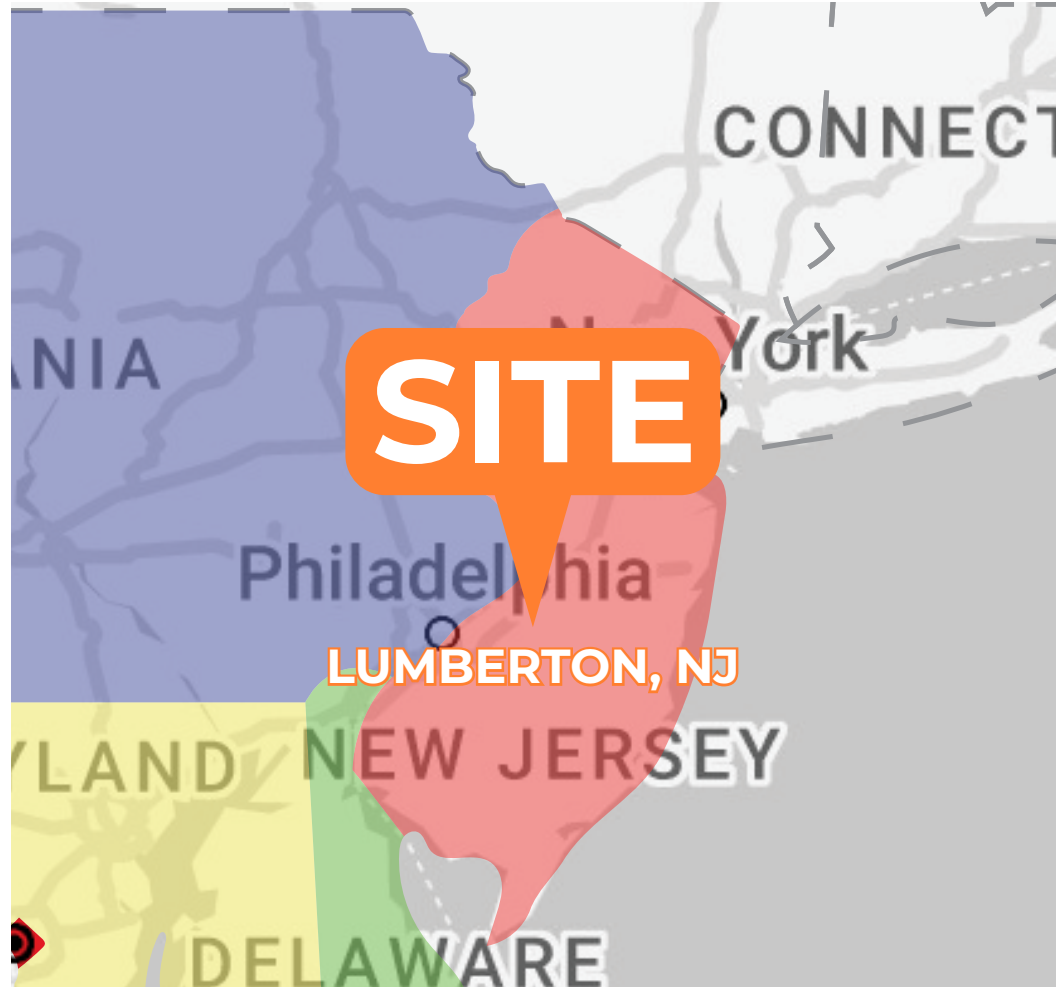
Highlights

- Great Visibility from heavily Trafficked Route 38 with 32,653 AADT and Abundant Parking
- Large Tenant Pylon Available
- Close Proximity to Virtua Memorial Hospital with 383 Beds
- Located Within Major Highway Retail Node

JOIN



Demographic	1 Mile	3 Miles	5 Miles
Population	8,229	40,809	83,004
Households	3,076	15,370	32,668
Avg HH Income	\$127,335	\$145,054	\$144,503
Daytime Employees	5,729	15,922	30,679



Questions? Contact Us.

Brett Davidoff

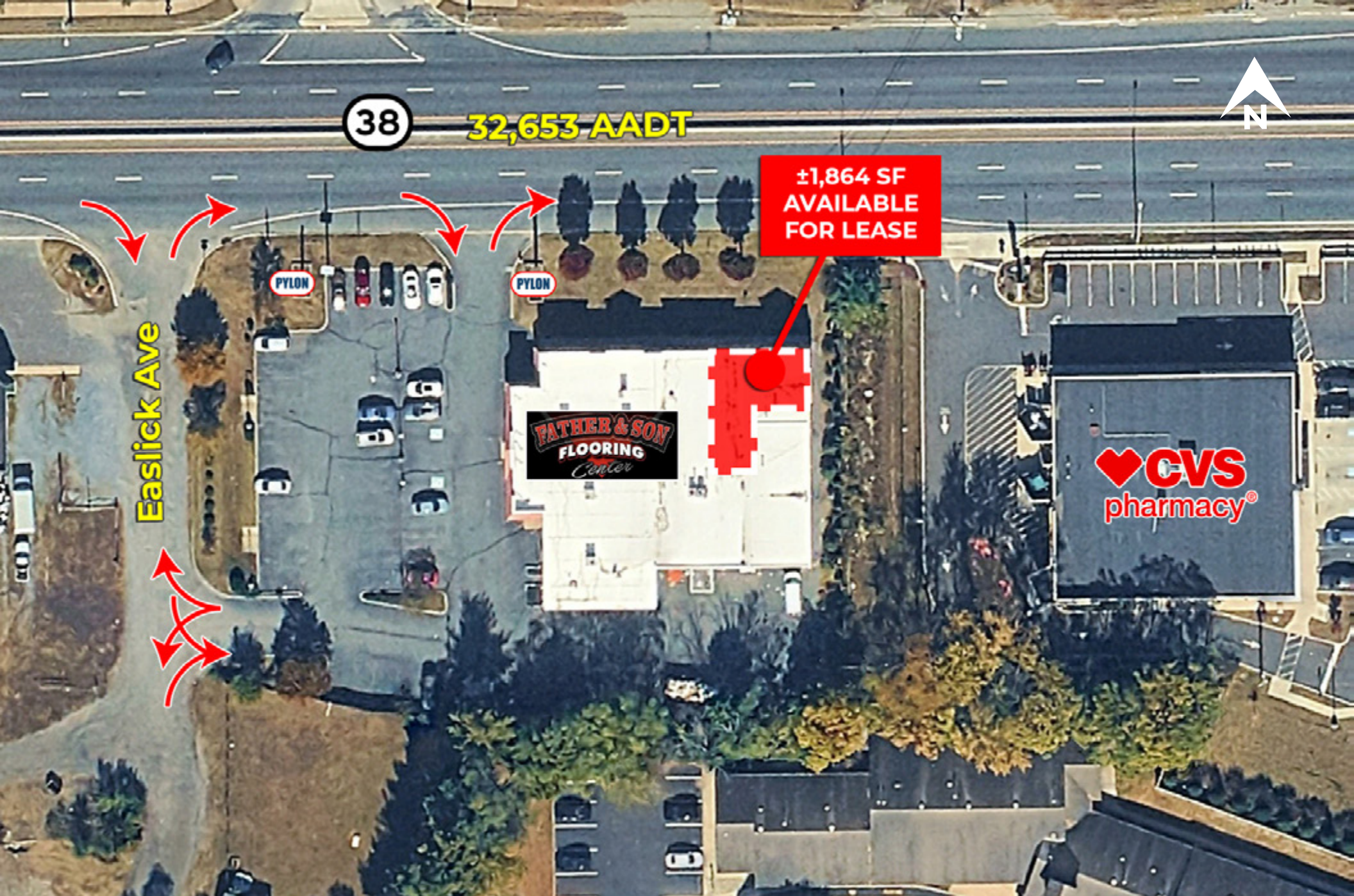
BDavidoff@jcbarprop.com
p. 610-234-6491
c. 609-320-1145

Brett Michaels

BMichaels@jcbarprop.com
p. 610-234-6491
c. 443-243-7891

Greg Jones

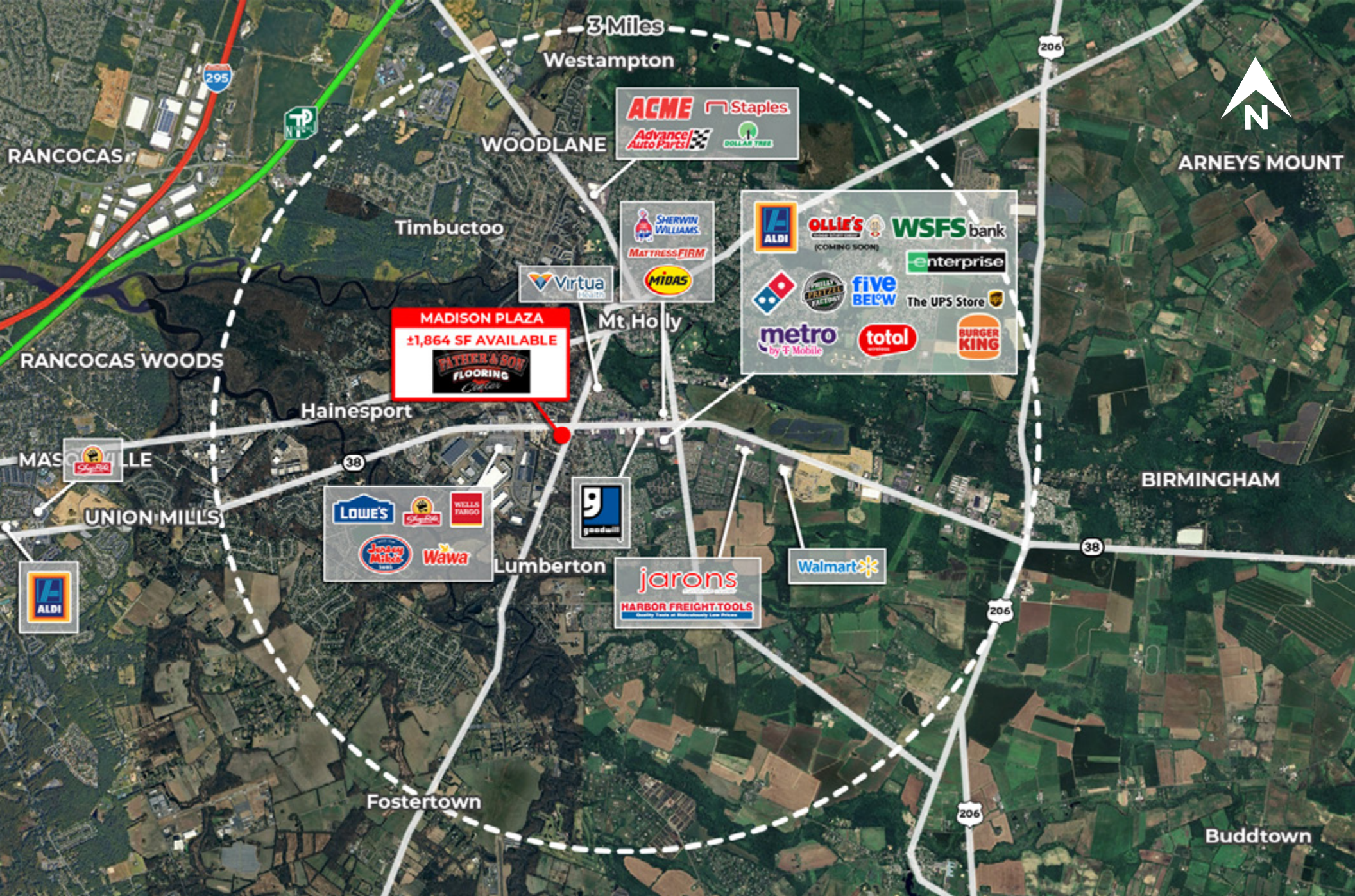
GJones@jcbarprop.com
p. 610-234-6491
c. 484-948-5217



Local Aerial



Local Aerial



Market Aerial



Site Photos