

Delcroft Shopping Center Warehouse

1800 Delmar Drive - Folcroft, PA 19032

±20,000 SF Available for Lease



Questions? Contact Us.

Jamar Gordon

JGordon@jcbarprop.com

p. 717-296-1796

c. 717-681-3541

Bakari White

BWhite@jcbarprop.com

p. 610-206-3319

c. 215-495-9756

Delcroft Shopping Center Warehouse

1800 Delmar Drive - Folcroft, PA 19032

±20,000 SF Available For Lease

Highlights

- Two Story Warehouse with Freight Elevator
- 2 Loading Docks
- 1 Drive Door
- 17-18' Ceiling Height
- Nearby Highway Accessibility to Interstate 95 and Route 13

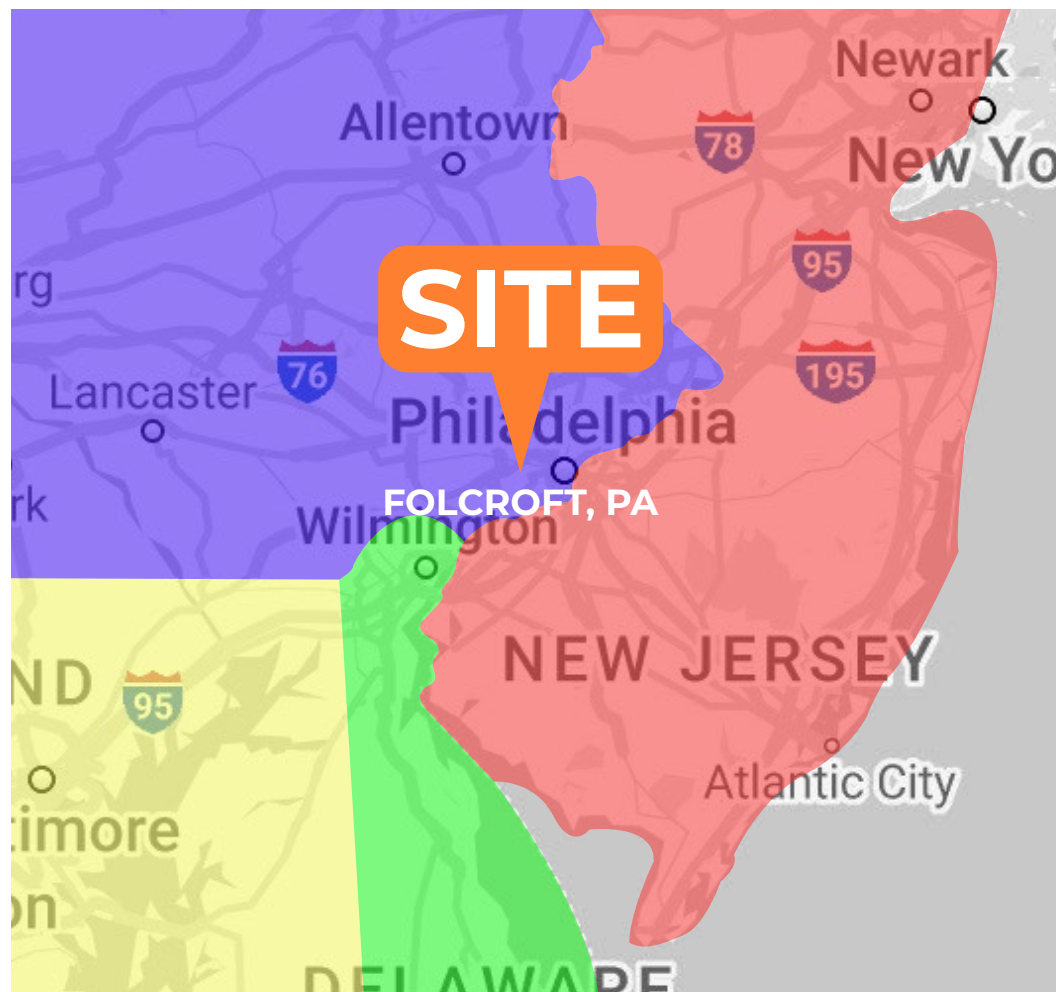
JOIN



FAMILY DOLLAR
DUNKIN'

Demographic

	1 Mile	3 Miles	5 Miles
Population	20,867	144,210	385,154
Households	8,055	56,644	146,239
Avg HH Income	\$72,662	\$79,507	\$80,536
Daytime Employees	6,997	49,880	114,118



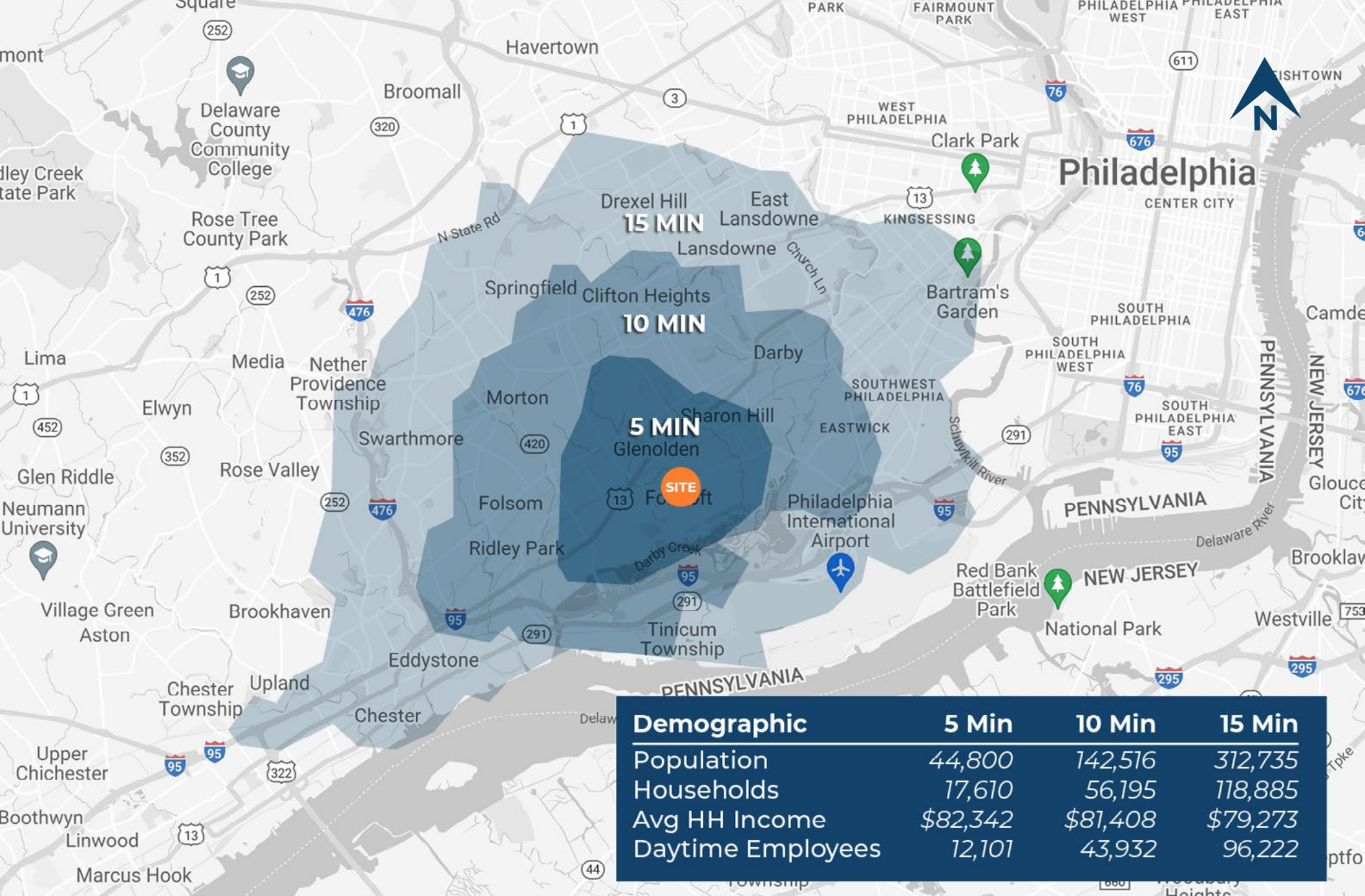
Questions? Contact Us.

Jamar Gordon

JGordon@jcbarprop.com
p. 717-296-1796
c. 717-681-3541


Bakari White

BWhite@jcbarprop.com
p. 610-206-3319
c. 215-495-9756



Local Aerial

The information and images contained herein are from sources deemed reliable. However, J.C.BAR Properties, Inc. makes no representation whatsoever as to their accuracy or authenticity. Images shown may be modified for illustrative purposes. Images may be out-of-date and not current.



±20,000 SF
AVAILABLE
FOR LEASE

E Glenolden Avenue/Grant Road

Delmar Drive 9,982 AADT



Zoom Aerial



Local Aerial

The information and images contained herein are from sources deemed reliable. However, J.C.BAR Properties, Inc. makes no representation whatsoever as to their accuracy or authenticity. Images shown may be modified for illustrative purposes. Images may be out-of-date and not current.



Market Aerial

The information and images contained herein are from sources deemed reliable. However, J.C.BAR Properties, Inc. makes no representation whatsoever as to their accuracy or authenticity. Images shown may be modified for illustrative purposes. Images may be out-of-date and not current.



Site Photos