

# 213 E High Street

Pottstown, PA 19464

±2,405 SF Storefront Available For Lease



**Questions? Contact Us.**

**Kyle McLaughlin**

Kyle@jcbarprop.com

p. 610-234-6491

c. 215-622-0905

**Bakari White**

BWhite@jcbarprop.com

p. 610-206-3319

c. 215-495-9756

# 213 E High Street

Pottstown, PA 19464

±2,405 SF Storefront Available For Lease

## Highlights

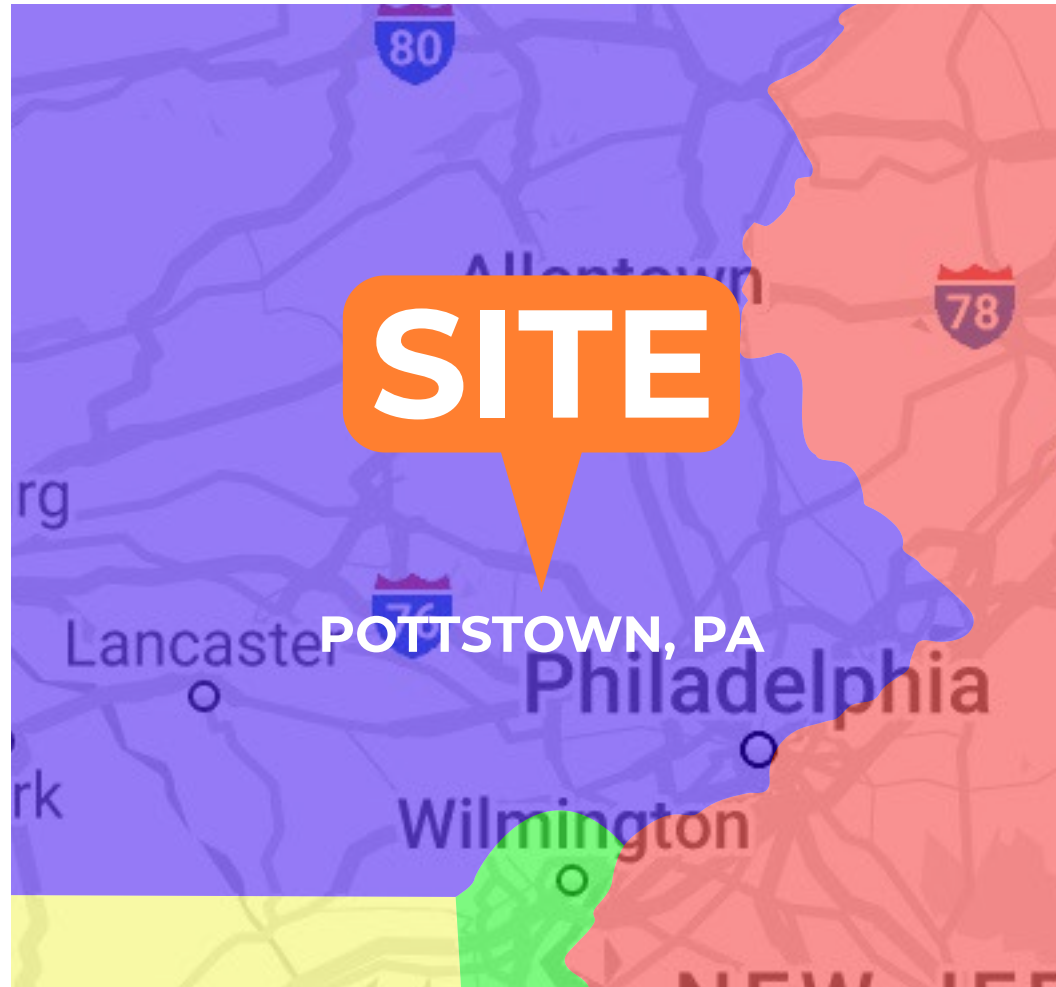
- Located in the heart of downtown Pottstown, PA on busy E High Street with 9,791 AADT
- 12' high ceilings with new apartments above
- Close proximity to Montgomery County Community College
- ADA accessibility
- Potential for ventilation in favor of quick service or fast casual concept

### JOIN THESE MAJOR LOCAL AREA RETAILERS



Demographic	1 Mile	3 Miles	5 Miles
Population	15,624	48,374	85,337
Households	6,309	19,216	32,646
Avg HH Income	\$75,247	\$106,358	\$122,765
Daytime Employees	11,775	23,694	32,771

Map data ©2023 Google



## Questions? Contact Us.

**Kyle McLaughlin**

Kyle@jcbarprop.com  
p. 610-234-6491  
c. 215-622-0905

**Bakari White**

BWhite@jcbarprop.com  
p. 610-206-3319  
c. 215-495-9756





±2,405 SF  
STOREFRONT  
AVAILABLE

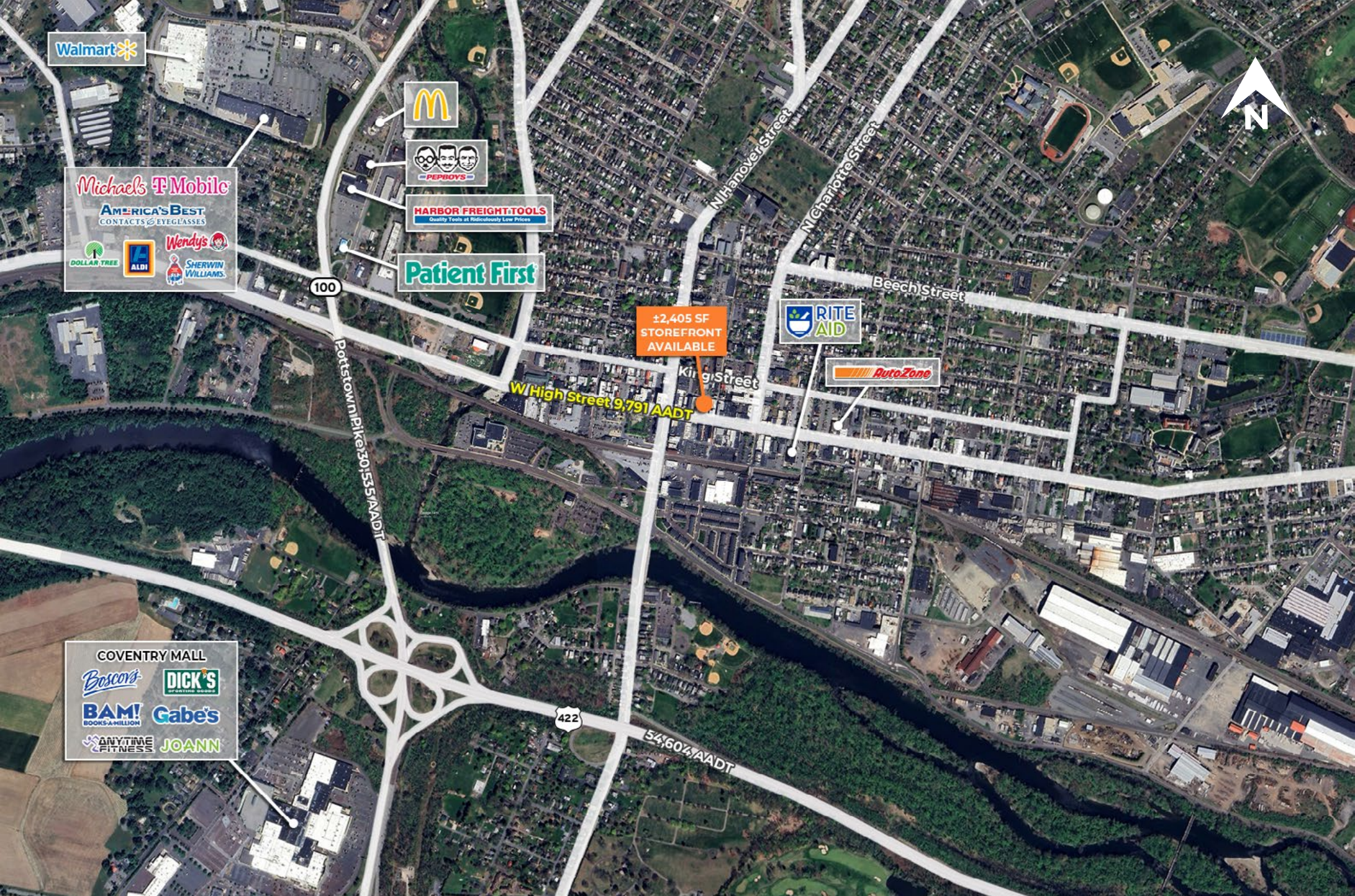
E HIGH STREET 9,791 AADT

N HANOVER STREET

N PENN STREET

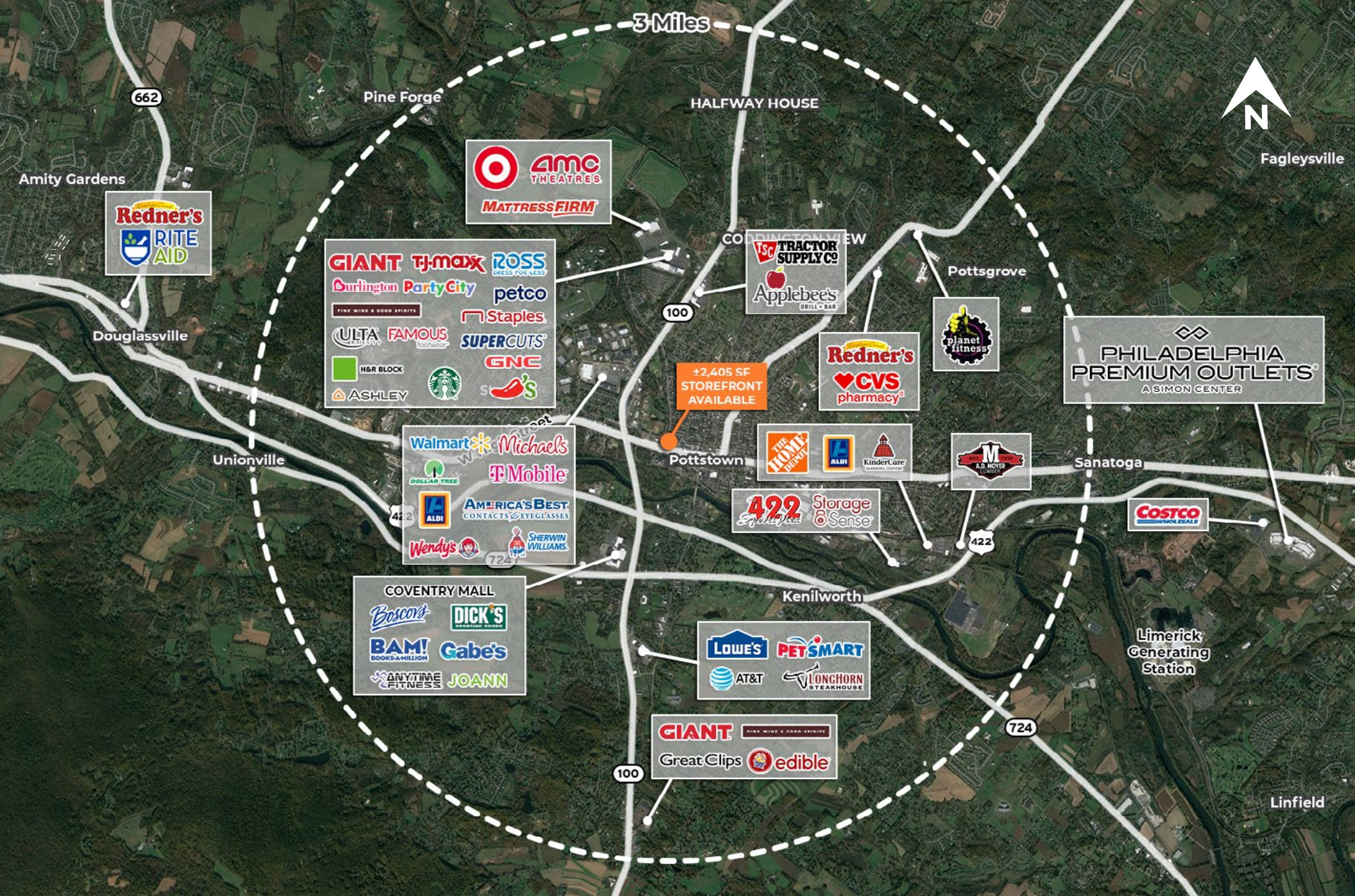
# Zoom Aerial





# Local Aerial





# Market Aerial