

# 12100 Central Ave

Mitchellville, MD 20721

Small Shops: 1,869 SF - 2,800 SF / Office Space: 1,170 SF - 2,528 SF



## Demographics



62,100

Population



23,276

Households



\$141,867

Avg Household  
Income

- Central Avenue Count: - 43,889 A.D.T.
- Enterprise Road Count: - 16,647 A.D.T.



224 St. Charles Way, Suite 290 York, PA 17402  
jcbarprop.com | P: 717-761-7801

## Questions? Get in touch.



**Melissa Lippe**

P: 610-206-3319 | M: 215-264-6964  
mlippe@jcbarprop.com

# 12100 Central Ave

Mitchellville, MD 20721

Small Shops: 1,869 SF - 2,800 SF / Office Space: 1,170 SF - 2,528 SF



## Mitchellville Plaza

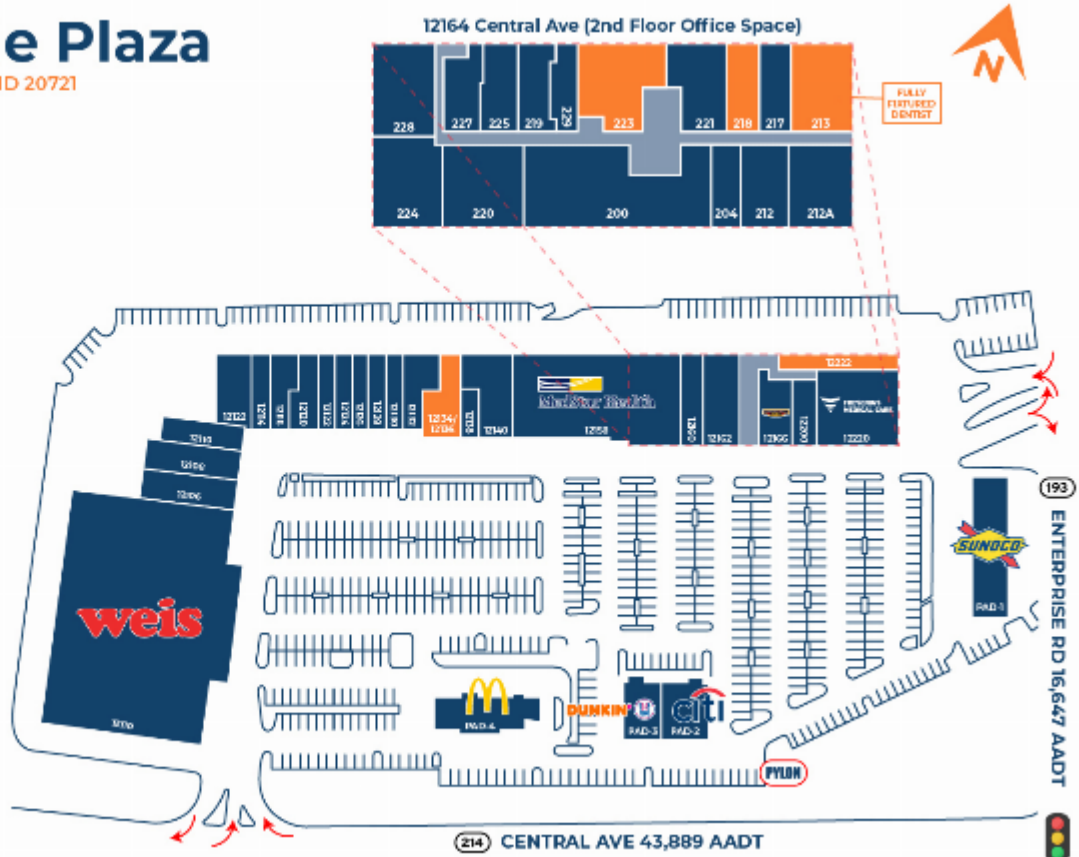
12100 Central Ave, Mitchellville, MD 20721

### 1st Floor (Retail)

Address	Tenant	Square Footage
12100	Peter Christened Chicken	2,048 SF
12100	Sherrin Williams	2,644 SF
12100	Weis	245,000 SF
12100	Central Cleaners	4,000 SF
12100	China Chef	4,700 SF
12100	Negri The Jamaican Eatery	2,200 SF
12100	Peopie's	2,200 SF
12100	Little Smiling Faces	2,232 SF
12100	Angel Hair	4,700 SF
12100	Unity Shoe	4,600 SF
12100	Subway	4,200 SF
12100	The Barber Shop	2,200 SF
12100	if (it)	2,700 SF
12100	Scott Orthodontics	2,600 SF
12100/12100	<b>AVAILABLE</b>	<b>2,800 SF</b>
12100	The UPS Store	1,000 SF
12100	Watkins Park Liquor	23,000 SF
12100	Med Spa Physicals	10,398 SF
12100	T-Mobile	4,000 SF
12100	Beyond Beauty	4,000 SF
12100	Pinehouse Subs	2,860 SF
12100	Pizza Hut	2,560 SF
12100	Freehaus	2,325 SF
12222	<b>AVAILABLE</b>	<b>1,000 SF</b>
RAD-1	Sunoco	1,700 SF
RAD-2	Citicbank	23,000 SF
RAD-3	Dunkin' & Backus Hobbes	22,400 SF
RAD-4	McDonald's	3,600 SF

### 12164 Central Avenue 2nd Floor (Office Professional)

Suite	Tenant	Square Footage
213	<b>AVAILABLE</b>	<b>1,170 SF</b>
200	Topical Beauty Academy	4,500 SF
204	Chia Hair Building	2,275 SF
212	NowCare Rehabilitation	2,450 SF
212A	Flexity Training Studio	2,041 SF
215	<b>AVAILABLE</b>	<b>2,528 SF</b>
217	Faced by Jess	4,170 SF
219	Seneca Helpers	1,507 SF
220	Dr. Christine Omoruyi	2,525 SF
221	Aesthetic Dental Care	2,407 SF
223	<b>AVAILABLE</b>	<b>2,502 SF</b>
224	Oral Surgery Center	2,707 SF
225	Comprehensive Allergy	1,110 SF
227	Total Access Insurance	2,008 SF
228	Munich Heart Nursing	4,375 SF



## Spaces

- Small Shops Space (12134/12136)  
2,800 SF
- Small Shops Space (Suite 12222)  
1,869 SF
- Office Space Space (Suite 213)  
2,528 SF / Uses: Office
- Office Space Space (Suite 218)  
1,170 SF / Uses: Office
- Office Space Space (Suite 223)  
2,502 SF / Uses: Office



224 St. Charles Way, Suite 290 York, PA 17402  
jcbarprop.com | P: 717-761-7801

## Questions? Get in touch.

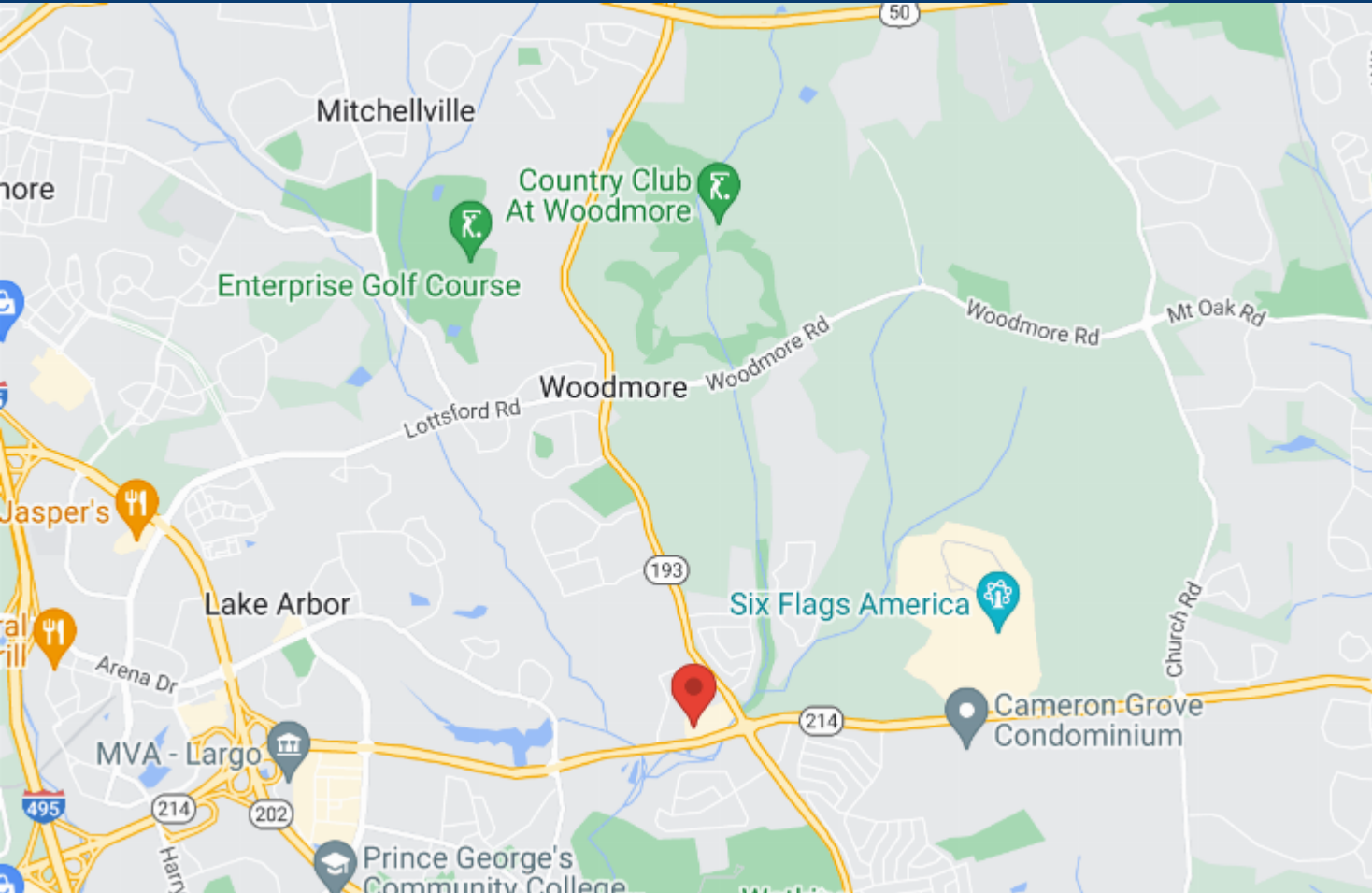


**Melissa Lippe**  
P: 610-206-3319 | M: 215-264-6964  
mlippe@jcbarprop.com

# 12100 Central Ave

Mitchellville, MD 20721

Small Shops: 1,869 SF - 2,800 SF / Office Space: 1,170 SF - 2,528 SF



## Demographics

Demographic	1 Mile	3 Miles	5 Miles
Population	6,354	62,100	167,446
Households	2,247	23,276	60,518
Avg Household Income	\$150,948	\$141,867	\$129,992
Daytime Employees	1,481	18,714	75,131
Traffic Count	Central Avenue - 43,889 A.D.T.		
Traffic Count	Enterprise Road - 16,647 A.D.T.		



224 St. Charles Way, Suite 290 York, PA 17402  
jcbarprop.com | P: 717-761-7801

## Questions? Get in touch.



**Melissa Lippe**

P: 610-206-3319 | M: 215-264-6964  
mlippe@jcbarprop.com





±2,800 SF  
AVAILABLE  
FOR LEASE

±1,869 SF  
AVAILABLE  
FOR LEASE

**weis**

SHERWIN  
WILLIAMS

**SUBWAY**

**POPEYES**

The UPS Store

MedStar Health

**T Mobile**

**Pizza Hut**

PRESENIUS  
MEDICAL CARE

**SUNOCO**

**DUNKIN'**

**McDonald's**

**Citi**

**PYLON**

Central Avenue 43,889 AADT

193

Enterprise Road 16,647 AADT

214



**12100 Central Ave**  
Mitchellville, MD 20721



224 St. Charles Way, Suite 290 York, PA 17402  
jcbarprop.com | P: 717-761-7801



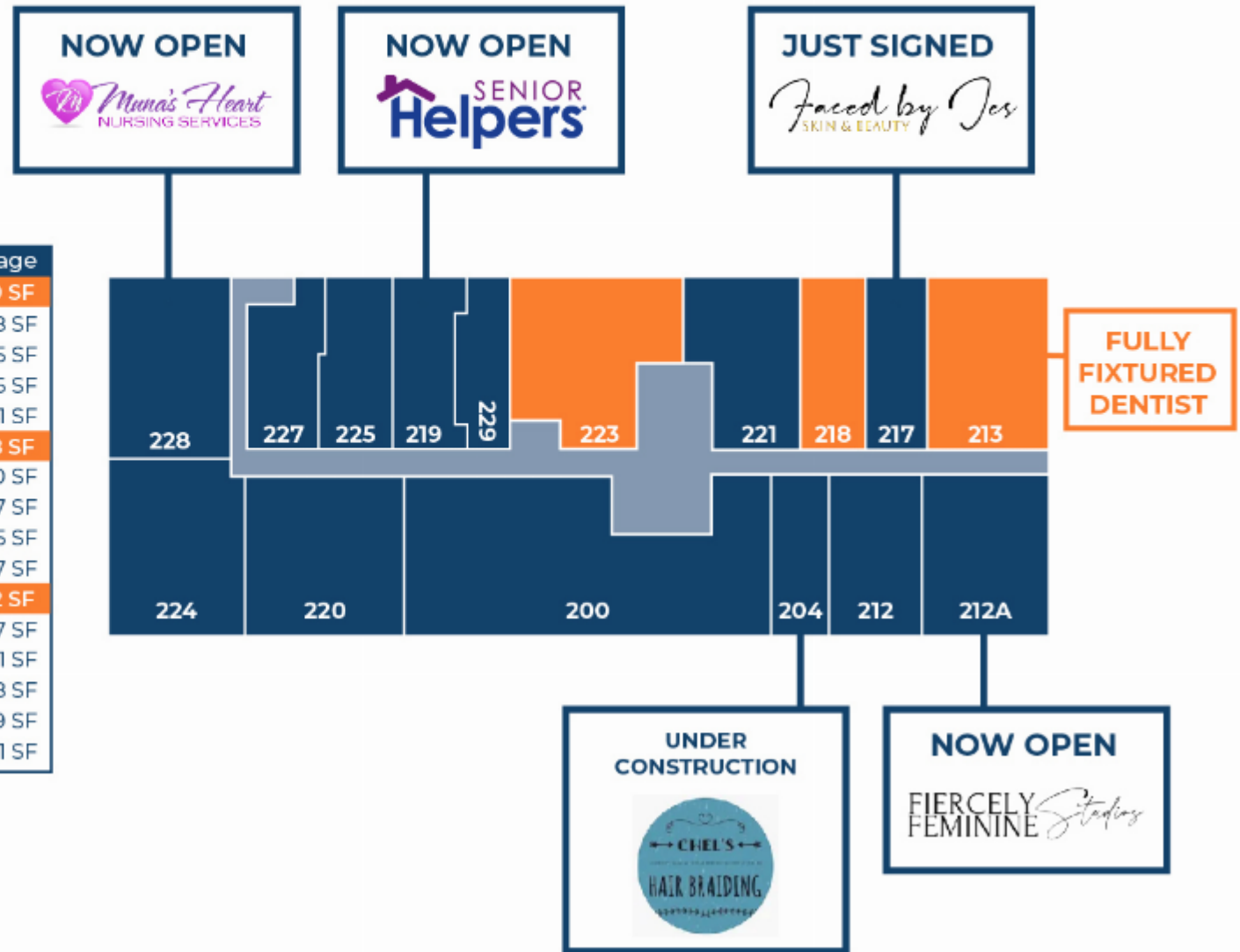
# Mitchellville Plaza - 2nd Floor

12100 Central Ave, Mitchellville, MD 20721



## Office Professional

Suite	Tenant	Square Footage
218	AVAILABLE	±1,170 SF
200	Topcurl Beauty Academy	±3,508 SF
204	Chel's Hair Brading	±1,275 SF
212	NovaCare Rehabilitation	±2,456 SF
212-A	Fiercely Feminine Studio	±2,041 SF
213	AVAILABLE	±2,528 SF
217	Faced by Jes	±1,170 SF
219	Senior Helpers	±1,507 SF
220	Dr. Christine Omoruyi	±2,525 SF
221	Aesthetic Dental Care	±1,407 SF
223	AVAILABLE	±2,502 SF
224	Oral Surgery Center	±2,787 SF
225	Comprehensive Allergy	±1,411 SF
227	Total Access Insurance	±1,108 SF
228	Muna's Heart Nursing	±1,379 SF
229	US Army	±781 SF







BOWIE TOWN CENTER

MITCHELLVILLE PLAZA

12100 Central Ave  
Mitchellville, MD 20721



224 St. Charles Way, Suite 290 York, PA 17402  
jcbarprop.com | P: 717-761-7801